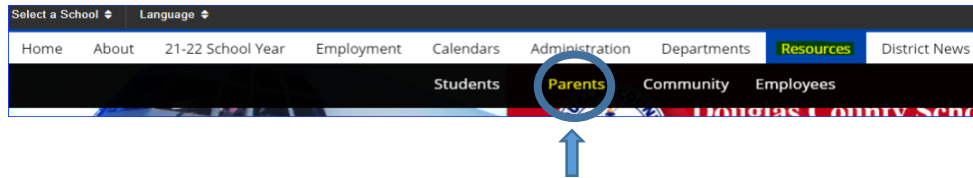





Infinite Campus- Parent Setting up Parent Portal

1. Go to www.dcssga.org and click to the **Parents** link under **Resources**:



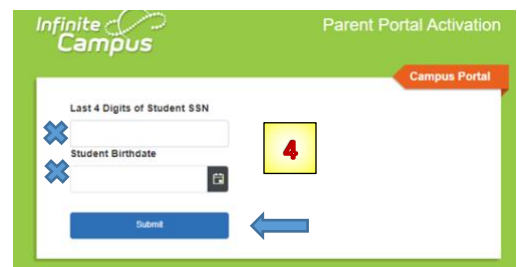
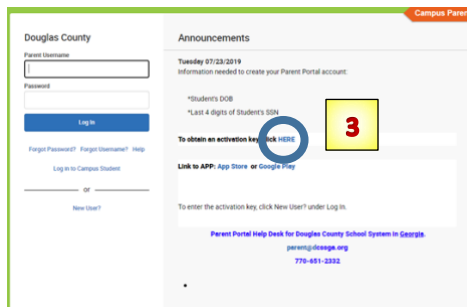
2. Scroll down to find **Infinite Campus** links and click on the first one:



3. You will need an activation key. Click on the blue **HERE**

4. Enter your student's information and **SUBMIT**.

Note: If you do not provide the last four digits of the student's SSN (Social Security Number), then you will need to get an activation key from the school.



5. Copy or write down all the numbers and letters after **GUID**, then click **Manually Enter Activation Key**



6. Type in the GUID letters and numbers in the next screen's **Activation Key** box and click **Submit**

New User?

Activate your Campus Parent account by entering the activation key. To receive an Activation Key, return to the Log-in Screen and click NEW USER on the right of the screen. You will need the last 4 digits of the student's Social Security Number and birth date. If you did not provide your student's Social Security Number to the school, you will need to show ID at the school to receive the activation key.

Activation Key *

C7B7593B - 8FE9 - 46A1 - 8445 - C421C9B22EFD

6

Submit

[Back to Login](#)

Create Campus Parent Account

Welcome Dad Douglas!

7

Username *

DadDouglas

Password *

Confirm Password *

Password Strength 100%

Submit

[Back to Login](#)

7. You can now **Create Campus Parent Account**:

- Select **Username**
- Select **Password**
- **Confirm Password**
- Ensure **Password Strength** is green
- Click **Submit**

8. Congratulations, you have created your account! Click **Back to Login** to sign in with your new Username and Password

Infinite Campus

Success!

Congratulations! You have successfully created your Campus Parent account!

[Back to Login](#)

8

Thank you Parent!

Help Desk:

Parent@dcssga.org

770-651-2332